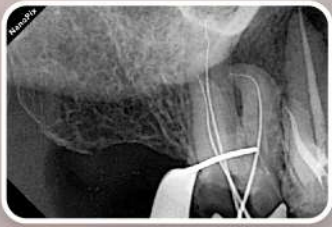


HyperLight

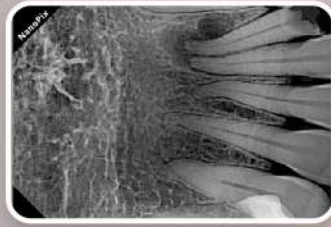
PORTABLE X-RAY UNIT



- Clinical Imagery



•



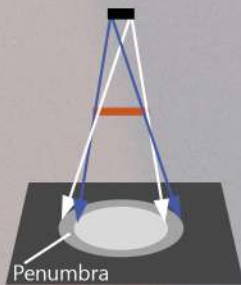
••



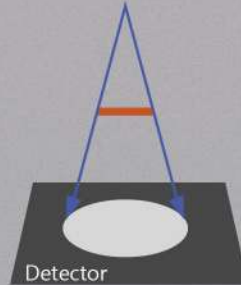
•••

- Sharp, high resolution images with a **0.4mm** focal spot

Source focal spot



Source focal spot



Subject

Penumbra

Detector

Eightteeth

Effect of focal spot size

Engineered
for
accurate
images



Designed with **safety** in mind



Built-in leaded double shield to protect the operator from leakage radiation



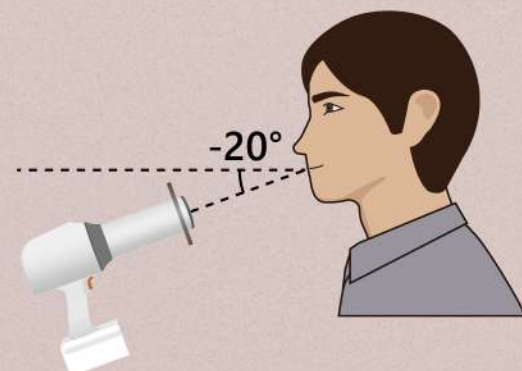
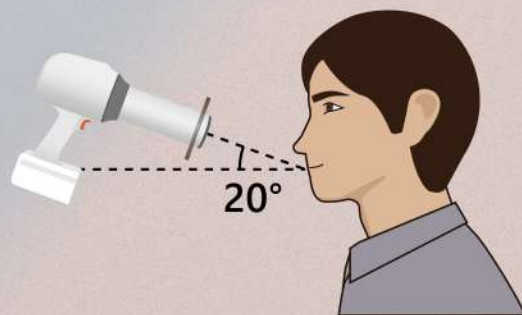
Locking system to prevent unintentional exposure



Simplify your digital workflow



- Compact size and lightweight can make you operate it by one hand only



- Intuitive user interface

- Smart angulation system

Maximize
your
diagnostic
potential



Perfect
combination



Model	: HyperLight	Weight	: 1.8 kg
Focal Spot	: 0.4mm	Battery	: 2500mAh x 4
Tube Voltage	: 65kV	Exposure Time Range	: 0.02-2 Sec
Tube Current	: 2.5mA	Line voltage	: 100V-240V, 50Hz/60Hz